

**favorite
printables**

Thanks for downloading your free printable!

How to print

Make sure your printer settings are set correctly depending on the printable. Most will be best printed using “Fit to printable area” which makes sure the content fits inside the paper and adds some white space/margin to the edges.

Terms of use

Printables provided by FavoritePrintables.com are intended for personal, non-commercial use. You may not redistribute, sell, or modify this PDF in any way.

While not required, it is appreciated if you provide credit to FavoritePrintables.com when using our printables in personal projects and share the blog post you found it on.

Follow on social media for more

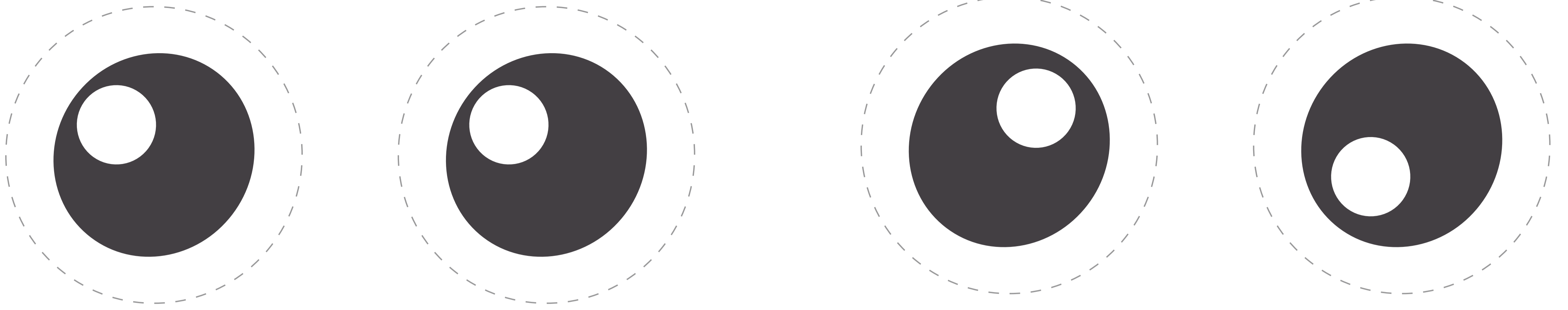


Find more free printables



BUILD A MONSTER!




Cut out the shapes below to create your own fun monster!
Use glue or tape to piece it together.






eyes

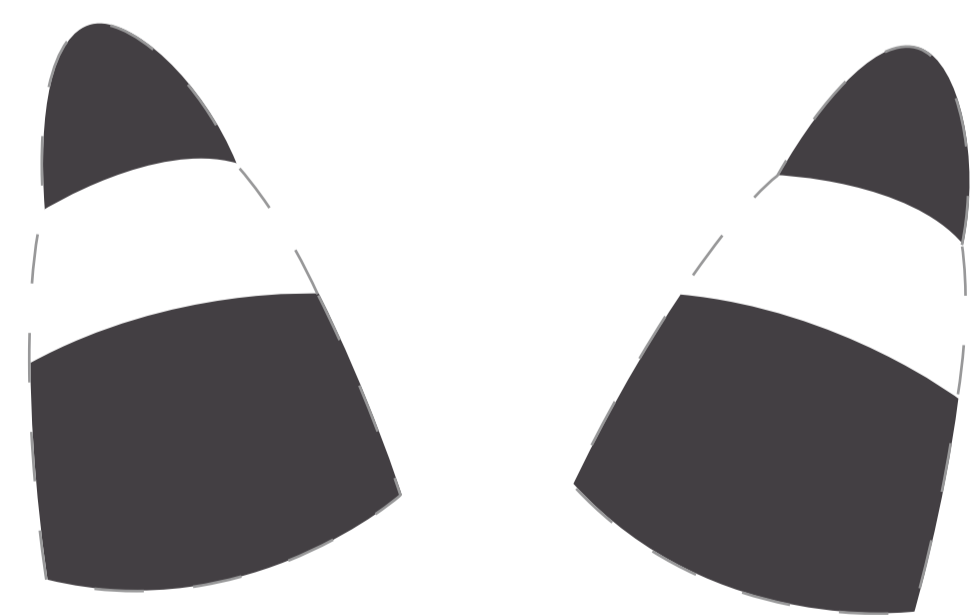





MOUTHS

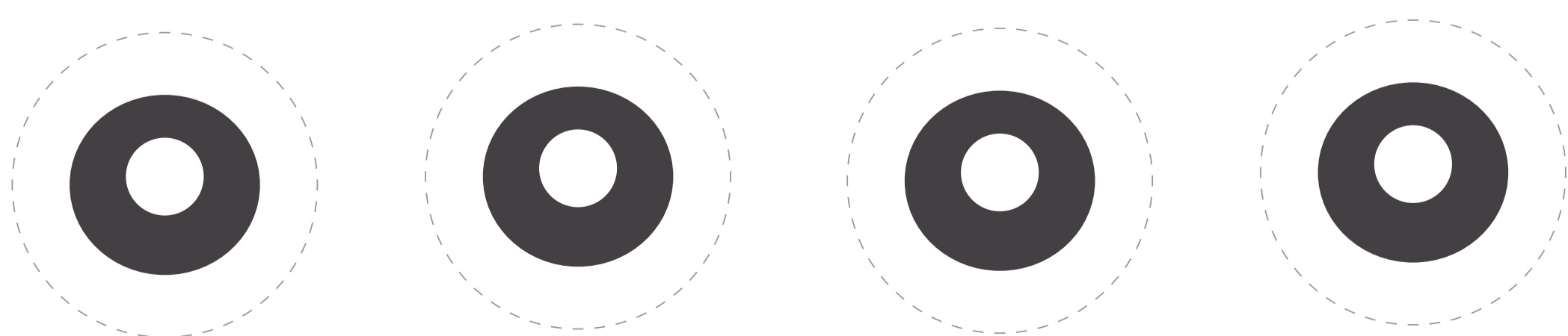




HORNS



ARMS & Legs





ACCESSORIES

